

Aradhana Investments Ltd.

CIN-L67120WB1973PLC029135
5, MIDDLETON STREET, KOLKATA - 700071
PHONES: 22872607 / 40060331 / 40073219
Fax: 22873159, Email: jkk@kankariagroup.com
Website: <https://aradhanainvestments.com/>

CSE/18/24-25
18th October, 2024

Scrip Code: 11226

To,
The Secretary,
The Calcutta Stock Exchange Ltd.
7, Lyons Range
Kolkata 700001

Dear Sir/Madam,

Sub: Statement of Shareholding Pattern pursuant to Regulation 31 of the SEBI Listing Regulations, 2015 (LODR)

Pursuant to Regulation 31 of the SEBI (Listing Obligations and Disclosure Requirements) Regulations, 2015 (Listing Regulations), please find enclosed herewith the Statement of Shareholding pattern for the second quarter ended 30th September, 2024.

Kindly acknowledge receipt of the same.

Yours truly,

For ARADHANA INVESTMENTS LTD.


R K LUNAWAT
DIRECTOR & CFO
(DIN- 00381030)



Encl: a/a

Format of holding of specified securities

Annexure - I

- 1 **Name of Listed Entity : ARADHANA INVESTMENTS LIMITED**
- 2 Scrip Code/Name of Scrip/Class of Security :
- 3 Share Holding Pattern Filed under: Reg. 31(1) (b) : **Quarter Ended 30/09/2024**
- 4 Declaration:

	Particulars	Yes	No
1	Whether the Listed Entity has issued any partly paid up shares		NO
2	Whether the Listed Entity has issued any Convertible Securities or Warrants?		NO
3	Whether the Listed Entity has any shares against which depository receipt are issued?		NO
4	Whether the Listed Entity has any shares in locked-in?		NO
5	Whether any shares held by promoters are pledge or otherwise encumbered?		NO

- 5 The tabular format for disclosure of holding of specified securities is as follows:-




Table I - Summary Statement holding of specified securities

Category (I)	Category of shareholder (II)	Nos. of shareholders (III)	No. of fully paid-up equity shares held (IV)	No. of partly paid-up equity shares held (V)	No. of shares underlying Depository Receipt (VI)	Total nos. shares held (VII) = (IV)+(V)+(VI)	Shareholding as a % of total no. of shares (calculated as per SCRR, 1957) (VIII) As a % of (A+B+C2)	Number of Voting Rights held in each class of securities (IX)			No. of Shares Underlying convertible securities (Including Warrants) (X)	Shareholding as a % assuming full conversion of convertible securities (as a percentage of diluted share capital) (XI)=(VII)+(X) as a % of (A+B+C)	Number of Locked in shares (XII)		Number of Shares pledged or otherwise encumbered (XIII)		Number of equity shares held in dematerialized form (XIV)	
								No. of Voting Rights					Total as a % of (A+B+C)	No. (a)	As a % of total Shares held (b)	No. (a)		As a % of total Shares held (b)
								Class eg: x	Class eg: y	Total								
(A)	Promoter & Promoter Group	12	435550	0	0	435550	72.592	435550	0	435550	72.592	0	72.592	0	0.000	0	0.000	435450
(B)	Public	130	164450	0	0	164450	27.408	164450	0	164450	27.408	0	27.408	0	0.000	0	0.000	158300
(C)	Non Promoter - Non Public																	
(C1)	Shares underlying DRs																	
(C2)	Shares held by Employee Trusts																	
	TOTAL	142	600000	0		600000	100.000	600000	0	600000	100.000	0	100.000	0	0.000	0	0.000	593750

ARADHANA INVESTMENTS LTD.
KOLKATA

Table II - Statement showing shareholding pattern of the Promoter and Promoter Group

	Category & Name of shareholders (i)	Entity type Le. promoter OR promoter group entity (except promoter)	PAN (ii)	Nos. of shareholders (iii)	No. of fully paid-up equity shares held (iv)	No. of partly paid-up equity shares held (v)	Nos. of shares underlying Depository Receipt (vi)	Total nos. shares held (vii) = (iv)+(v)+(vi)	Shareholding % calculated as per SCRR, 1957 As a % of (A+B+C2) (viii)	Number of Voting Rights held in each class of securities (ix)			No. of Shares Underlying Outstanding convertible securities (including Warrants) (x)	Shareholding as a % assuming full conversion of convertible securities (as a percentage of diluted share capital) (xi) = (vii)+(x) as a % of (A+B+C)	Number of Locked in shares (xii)		Number of Shares pledged or otherwise encumbered (xiii)		Number of equity shares held in dematerialized form (xiv)	
										No. of Voting Rights					Total as a % of Total Voting rights	No. (a)	As a % of total Shares held (b)	No. (a)		As a % of total Shares held (b)
										Class x	Class y	Total								
(1)	Indian			0	0	0	0	0	0.000	0	0	0	0.000	0	0.000	0	0.000	0		
(a)	Individuals/Hindu undivided Family			3	189850	0	0	189850	31.642	189850	0	189850	31.642	0	0.000	0	0.000	189850		
	DIVYA DUGAR	PROMOTER	AXLPK2665D	0	93000	0	0	93000	15.500	93000	0	93000	15.500	0	0.000	0	0.000	93000		
	JAI KUMAR KANKARIA	PROMOTER	AKGPK4751L	0	3850	0	0	3850	0.642	3850	0	3850	0.642	0	0.000	0	0.000	3850		
	POONAM DUGAR	PROMOTER	AKHPK1612K	0	93000	0	0	93000	15.500	93000	0	93000	15.500	0	0.000	0	0.000	93000		
(b)	Central Government/State Government(s)			0	0	0	0	0	0.000	0	0	0	0.000	0	0.000	0	0.000	0		
(c)	Financial Institutions/Banks			0	0	0	0	0	0.000	0	0	0	0.000	0	0.000	0	0.000	0		
(d)	Any Other			0	0	0	0	0	0.000	0	0	0	0.000	0	0.000	0	0.000	0		
	Bodies Corporate			9	245700	0	0	245700	40.950	245700	0	245700	40.950	0	0.000	0	0.000	245600		
	AUCKLAND JUTE CO LIMITED	PROMOTER GROUP	AACCA6099G	0	8800	0	0	8800	1.467	8800	0	8800	1.467	0	0.000	0	0.000	8800		
	AWANTI FIBRE AND INDUSTRIES LTD	PROMOTER GROUP	AACCA2322E	0	5050	0	0	5050	0.842	5050	0	5050	0.842	0	0.000	0	0.000	5050		
	H C COMMERCIAL LIMITED	PROMOTER GROUP	AABCH2665N	0	106850	0	0	106850	17.808	106850	0	106850	17.808	0	0.000	0	0.000	106850		
	JAI KUMAR KANKARIA INVESTMENT PVT LTD	PROMOTER GROUP	AABCI2405N	0	20000	0	0	20000	3.333	20000	0	20000	3.333	0	0.000	0	0.000	20000		
	KANKARIA TRADERS & INVESTMENTS PVT. LTD	PROMOTER GROUP	AABCK3328F	0	19500	0	0	19500	3.250	19500	0	19500	3.250	0	0.000	0	0.000	19400		
	MORGAN WALKER AND CO LIMITED	PROMOTER GROUP	AABCM7738H	0	20000	0	0	20000	3.333	20000	0	20000	3.333	0	0.000	0	0.000	20000		
	MORGAN WALKER INFRASTRUCTURE LIMITED	PROMOTER GROUP	AABCM9987A	0	18000	0	0	18000	3.000	18000	0	18000	3.000	0	0.000	0	0.000	18000		
	RUSSELL PROPERTIES PVT LTD	PROMOTER GROUP	AABCR5496H	0	32500	0	0	32500	5.417	32500	0	32500	5.417	0	0.000	0	0.000	32500		
	ZENITH ENTERPRISES LIMITED	PROMOTER GROUP	AAACZ1116B	0	15000	0	0	15000	2.500	15000	0	15000	2.500	0	0.000	0	0.000	15000		
	Trusts			0	0	0	0	0	0.000	0	0	0	0.000	0	0.000	0	0.000	0		
	Clearing Members			0	0	0	0	0	0.000	0	0	0	0.000	0	0.000	0	0.000	0		
	Sub-Total (A)(1)			12	435550	0	0	435550	72.592	435550	0	435550	72.592	0	0.000	0	0.000	435450		
(2)	Foreign			0	0	0	0	0	0.000	0	0	0	0.000	0	0.000	0	0.000	0		
(a)	Individuals (Non-Resident Individuals/Foreign Individuals)			0	0	0	0	0	0.000	0	0	0	0.000	0	0.000	0	0.000	0		
(b)	Government			0	0	0	0	0	0.000	0	0	0	0.000	0	0.000	0	0.000	0		
(c)	Institutions			0	0	0	0	0	0.000	0	0	0	0.000	0	0.000	0	0.000	0		
(d)	Foreign Portfolio Investor			0	0	0	0	0	0.000	0	0	0	0.000	0	0.000	0	0.000	0		
(e)	Any Other			0	0	0	0	0	0.000	0	0	0	0.000	0	0.000	0	0.000	0		
	OCBs			0	0	0	0	0	0.000	0	0	0	0.000	0	0.000	0	0.000	0		
	QFI - Individual			0	0	0	0	0	0.000	0	0	0	0.000	0	0.000	0	0.000	0		
	QFI - Corporate			0	0	0	0	0	0.000	0	0	0	0.000	0	0.000	0	0.000	0		
	Sub-Total (A)(2)			0	0	0	0	0	0.000	0	0	0	0.000	0	0.000	0	0.000	0		




Total Shareholding of Promoter and Promoter Group (A)=(A)(1)+(A)(2)																				
			12	435550	0	0	435550	72.592	435550	0	435550	72.592	0	72.592	0	0.000	0	0.000	435450	




Table III - Statement showing shareholding pattern of the Public shareholder

	Category & Name of shareholders (I)	PAN (II)	Nos. of shareholders (III)	No. of fully paid up equity shares held (IV)	No. of partly paid-up equity shares held (V)	Nos. of shares underlying Depository Receipt (VI)	Total nos. shares held (VII) = (IV)+(V)+(VI)	Shareholding % calculated as per SCRR, 1957 As a % of (A+B+C2) (VIII)	Number of Voting Rights held in each class of securities (IX)			No. of Shares Underlying Outstanding convertible securities (Including Warrants) (X)	Shareholding as a % assuming full conversion of convertible securities (as a percentage of diluted share capital) (XI) = (VII)+(X) as a % of (A+B+C)	Number of Locked in shares (XII)		Number of Shares pledged or otherwise encumbered		Number of equity shares held in dematerialized form (XIV)	Sub-categorization of shares (XV)			
									No. of Voting Rights					Total as a % of Total Voting rights	No. (a)	As a % of total Shares held (b)	No. (a)		As a % of total Shares held (b)	Shareholding (No. of shares) under		
									Class x	Class y	Total									Sub-category (i)	Sub-category (ii)	Sub-category (iii)
(1)	Institutions (Domestic)		0	0	0	0	0	0.000	0	0	0	0.000	0	0.000	0	0.000	0	0				
(a)	Mutual Funds		0	0	0	0	0	0.000	0	0	0	0.000	0	0.000	0	0.000	0	0				
(b)	Venture Capital Funds		0	0	0	0	0	0.000	0	0	0	0.000	0	0.000	0	0.000	0	0				
(c)	Alternate Investment Funds		0	0	0	0	0	0.000	0	0	0	0.000	0	0.000	0	0.000	0	0				
(d)	Financial Institutions/Banks		0	0	0	0	0	0.000	0	0	0	0.000	0	0.000	0	0.000	0	0				
	Financial Institutions		0	0	0	0	0	0.000	0	0	0	0.000	0	0.000	0	0.000	0	0				
	Banks		0	0	0	0	0	0.000	0	0	0	0.000	0	0.000	0	0.000	0	0				
(e)	Insurance Companies		0	0	0	0	0	0.000	0	0	0	0.000	0	0.000	0	0.000	0	0				
(f)	Provident Funds/Pension Funds		0	0	0	0	0	0.000	0	0	0	0.000	0	0.000	0	0.000	0	0				
(g)	Asset Reconstruction Companies		0	0	0	0	0	0.000	0	0	0	0.000	0	0.000	0	0.000	0	0				
(h)	Sovereign Wealth Funds		0	0	0	0	0	0.000	0	0	0	0.000	0	0.000	0	0.000	0	0				
(i)	NBFCs registered with RBI		0	0	0	0	0	0.000	0	0	0	0.000	0	0.000	0	0.000	0	0				
(j)	Other Financial Institutions		0	0	0	0	0	0.000	0	0	0	0.000	0	0.000	0	0.000	0	0				
(k)	Any Other		0	0	0	0	0	0.000	0	0	0	0.000	0	0.000	0	0.000	0	0				
	Sub-Total (B)(1)		0	0	0	0	0	0.000	0	0	0	0.000	0	0.000	0	0.000	0	0				
(2)	Institutions (Foreign)		0	0	0	0	0	0.000	0	0	0	0.000	0	0.000	0	0.000	0	0				
(a)	Foreign Direct Investment		0	0	0	0	0	0.000	0	0	0	0.000	0	0.000	0	0.000	0	0				
(b)	Foreign Venture Capital Investors		0	0	0	0	0	0.000	0	0	0	0.000	0	0.000	0	0.000	0	0				
(c)	Sovereign Wealth Funds		0	0	0	0	0	0.000	0	0	0	0.000	0	0.000	0	0.000	0	0				
(d)	Foreign Portfolio Investors		0	0	0	0	0	0.000	0	0	0	0.000	0	0.000	0	0.000	0	0				
	Category I		0	0	0	0	0	0.000	0	0	0	0.000	0	0.000	0	0.000	0	0				
	Category II		0	0	0	0	0	0.000	0	0	0	0.000	0	0.000	0	0.000	0	0				
(e)	Overseas Depositors (holding DRs)(balancing figure)		0	0	0	0	0	0.000	0	0	0	0.000	0	0.000	0	0.000	0	0				
(f)	Any Other		0	0	0	0	0	0.000	0	0	0	0.000	0	0.000	0	0.000	0	0				
	QFI Corporate		0	0	0	0	0	0.000	0	0	0	0.000	0	0.000	0	0.000	0	0				
	FPI - CORPORATE - CAT-III		0	0	0	0	0	0.000	0	0	0	0.000	0	0.000	0	0.000	0	0				
	Sub-Total (B)(2)		0	0	0	0	0	0.000	0	0	0	0.000	0	0.000	0	0.000	0	0				



(3)	Central Government/State Government(s)	0	0	0	0	0	0.000	0	0	0	0.000	0	0.000	0	0.000	0	0.000	0				
(a)	Central Government/President of India	0	0	0	0	0	0.000	0	0	0	0.000	0	0.000	0	0.000	0	0.000	0				
(b)	State Government/Governor	0	0	0	0	0	0.000	0	0	0	0.000	0	0.000	0	0.000	0	0.000	0				
(c)	Shareholding by Companies or Bodies Corporate where Central/State Government is a Promoter	0	0	0	0	0	0.000	0	0	0	0.000	0	0.000	0	0.000	0	0.000	0				
	Sub-Total (B)(3)	0	0	0	0	0	0.000	0	0	0	0.000	0	0.000	0	0.000	0	0.000	0				
(4)	Non-Institutions	0	0	0	0	0	0.000	0	0	0	0.000	0	0.000	0	0.000	0	0.000	0				
(a)	Associate Companies/Subsidiaries	0	0	0	0	0	0.000	0	0	0	0.000	0	0.000	0	0.000	0	0.000	0				
(b)	Directors and their relatives	0	0	0	0	0	0.000	0	0	0	0.000	0	0.000	0	0.000	0	0.000	0				
(c)	Key Managerial Personnel	0	0	0	0	0	0.000	0	0	0	0.000	0	0.000	0	0.000	0	0.000	0				
(d)	Relatives of Promoters (other than Immediate Relatives of Promoters disclosed under Promoter & Promoter Group)	0	0	0	0	0	0.000	0	0	0	0.000	0	0.000	0	0.000	0	0.000	0				
(e)	Trusts where any person belonging to Promoter & Promoter Group Category is Trustee, beneficiary or author of the trust	0	0	0	0	0	0.000	0	0	0	0.000	0	0.000	0	0.000	0	0.000	0				
(f)	IEPF Authority	0	0	0	0	0	0.000	0	0	0	0.000	0	0.000	0	0.000	0	0.000	0				
(g)	Resident Individual shareholders holding nominal share capital up to Rs.2 Lakhs.	124	6200	0	0	6200	1.033	6200	0	6200	1.033	0	1.033	0	0.000	0	0.000	0				50
(h)	Resident Individual shareholders holding nominal share capital in excess of Rs.2 Lakhs.	0	0	0	0	0	0.000	0	0	0	0.000	0	0.000	0	0.000	0	0.000	0				0
(i)	NRI	0	0	0	0	0	0.000	0	0	0	0.000	0	0.000	0	0.000	0	0.000	0				0
	Repatriable	0	0	0	0	0	0.000	0	0	0	0.000	0	0.000	0	0.000	0	0.000	0				0
	Non-Repatriable	0	0	0	0	0	0.000	0	0	0	0.000	0	0.000	0	0.000	0	0.000	0				0
(j)	Foreign Nationals	0	0	0	0	0	0.000	0	0	0	0.000	0	0.000	0	0.000	0	0.000	0				0



(k)	Foreign Companies		0	0	0	0	0	0.000	0	0	0	0.000	0	0.000	0	0.000	0	0.000	0			
(l)	Bodies Corporate		6	158250	0	0	158250	26.375	158250	0	158250	26.375	0	26.375	0	0.000	0	0.000	158250			
	BINOD JUTE AND FIBRE LTD	AABC1502C	0	49650	0	0	49650	8.275	49650	0	49650	8.275	0	8.275	0	0.000	0	0.000	49650			
	RELIANCE TRADERS AND INVESTORS PVT LTD	AABCR4163R	0	88600	0	0	88600	14.767	88600	0	88600	14.767	0	14.767	0	0.000	0	0.000	88600			
(m)	Any Other		0	0	0	0	0	0.000	0	0	0	0.000	0	0.000	0	0.000	0	0.000	0			
	QFI - Individual		0	0	0	0	0	0.000	0	0	0	0.000	0	0.000	0	0.000	0	0.000	0			
	OCBs		0	0	0	0	0	0.000	0	0	0	0.000	0	0.000	0	0.000	0	0.000	0			
	Clearing Memebers		0	0	0	0	0	0.000	0	0	0	0.000	0	0.000	0	0.000	0	0.000	0			
	Trusts		0	0	0	0	0	0.000	0	0	0	0.000	0	0.000	0	0.000	0	0.000	0			
	FPI - INDIVIDUAL - CAT-III		0	0	0	0	0	0.000	0	0	0	0.000	0	0.000	0	0.000	0	0.000	0			
	Unclaimed Shares A/c		0	0	0	0	0	0.000	0	0	0	0.000	0	0.000	0	0.000	0	0.000	0			
	Unclaimed Demat Escrow A/c		0	0	0	0	0	0.000	0	0	0	0.000	0	0.000	0	0.000	0	0.000	0			
	FPI - INDIVIDUAL - CAT-II		0	0	0	0	0	0.000	0	0	0	0.000	0	0.000	0	0.000	0	0.000	0			
	Sub-Total (B)(4)		130	164450	0	0	164450	27.408	164450	0	164450	27.408	0	27.408	0	0.000	0	0.000	158300			
	Total Public Shareholding (B)=(B)(1)+(B)(2)+(B)(3)+(B)(4)		130	164450	0	0	164450	27.408	164450	0	164450	27.408	0	27.408	0	0.000	0	0.000	158300			



Table IV - Statement showing shareholding pattern of the Non Promoter - Non Public shareholder

	Category & Name of shareholders (I)	PAN (II)	Nos. of shareholders (III)	No. of fully paid-up equity shares held (IV)	No. of partly paid-up equity shares held (V)	Nos. of shares underlying Depository Receipt (VI)	Total nos. shares held (VII) = (IV)+(V)+(VI)	Shareholding % calculated as per SCRR, 1957 As a % of (A+B+C2) (VIII)	Number of Voting Rights held in each class of securities (IX)			No. of Shares Underlying Outstanding convertible securities (Including Warrants) (X)	Shareholding as a % assuming full conversion of convertible securities (as a percentage of diluted share capital) (XI) = (VII)+(X) as a % of (A+B+C)	Number of Locked in shares (XII)		Number of Shares pledged or otherwise encumbered (XIII)		Number of equity shares held in dematerialized form (XIV)	
									No. of Voting Rights					Total as a % of Total Voting rights	No. (a)	As a % of total Shares held (b)	No. (a)		As a % of total Shares held (b)
									Class x	Class y	Total								
(1)	Custodian.DR Holder																		
(2)	Employee Benefit Trust (under SEBI (share based Employee Benefit) Regulations, 2014																		
	Total Non-Promoter - Non-Public Shareholding (C)=(C1)+(C)+(2)																		



Table V - Statement showing shareholding details of significant beneficial owner

		<i>Details of the significant beneficial owner (I)</i>		<i>Details of the registered owner (II)</i>			<i>Details of holding/ exercise of right of the SBO in the reporting company, whether direct or indirect : (III) Whether by virtue of:</i>					
Sr No.	Name	PAN/Passport No. in case of a foreign national	Nationality	Name	PAN/Passport No. in case of a foreign national	Nationality	Shares %	Voting rights %	Rights on distributable dividend or any other distribution %	Exercise of control	Exercise of significant influence	Date of creation / acquisition of significant beneficial interest (IV)

